

# Homework/Extension

## Step 4: Order Decimals

### National Curriculum Objectives:

Mathematics Year 4: (4F8) [Compare numbers with the same number of decimal places up to two decimal places](#)

Mathematics Year 4: (4F10b) [Solve simple measure and money problems involving fractions and decimals to two decimal places](#)

### Differentiation:

Questions 1, 4 and 7 (Varied Fluency)

**Developing** Complete the number line by adding appropriate decimal numbers including tenths and hundredths. Numbers to be written in numerals only without zero as a place holder.

**Expected** Complete the number line by adding appropriate decimal numbers including ones, tenths and hundredths. Numbers to be written in numerals and words and include zero as a place holder.

**Greater Depth** Complete the number line by adding appropriate decimal numbers including tens, ones, tenths and hundredths. Numbers to be written in numerals and words, include zero as a place holder and exchanges.

Questions 2, 5 and 8 (Varied Fluency)

**Developing** Order the decimal numbers in descending order. Numbers include tenths and hundredths. Numbers to be written in numerals only without zero as a place holder.

**Expected** Order the decimal numbers in descending order. Numbers include ones, tenths and hundredths and use zero as a place holder.

**Greater Depth** Order the numbers in descending order. Numbers include tens, ones, tenths and hundredths and use zero as a place holder.

Questions 3, 6 and 9 (Reasoning and Problem Solving)

**Developing** Explain if the decimal numbers are ordered correctly. Numbers include tenths and hundredths and do not use zero as a place holder.

**Expected** Explain if the decimal numbers are ordered correctly. Numbers include ones, tenths and hundredths and use zero as a place holder. Includes conversions.

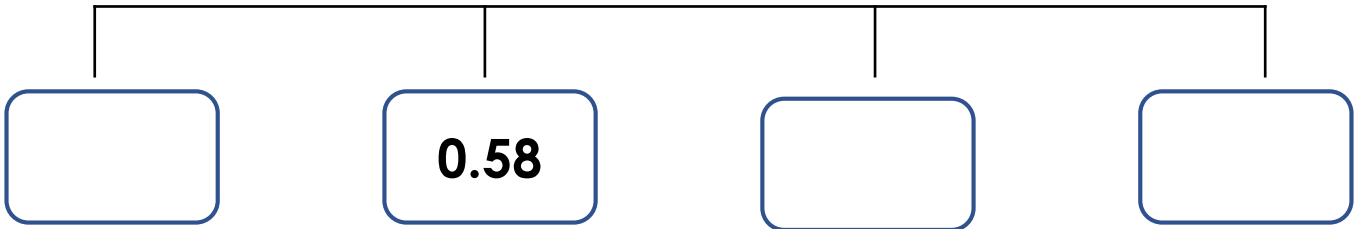
**Greater Depth** Explain if the decimal numbers are ordered correctly. Numbers include tens, ones, tenths and hundredths and use zero as a place holder. Includes conversions.

More [Year 4 Decimals](#) resources.

Did you like this resource? Don't forget to [review](#) it on our website.

# Order Decimals

1. Complete the number line below using an appropriate decimal number. Write all the numbers as decimals from smallest to biggest.



VF  
HW/Ext

2. Order the heights of the flowers below from biggest to smallest.



0.45m



0.22m



0.56m




0.99m



VF  
HW/Ext

3. Sally has been ordering the heights of her toys.



Robot

0.93m

>



Teddy Bear

0.85m


>



Dinosaur

0.24m

>



Rocket

0.56m

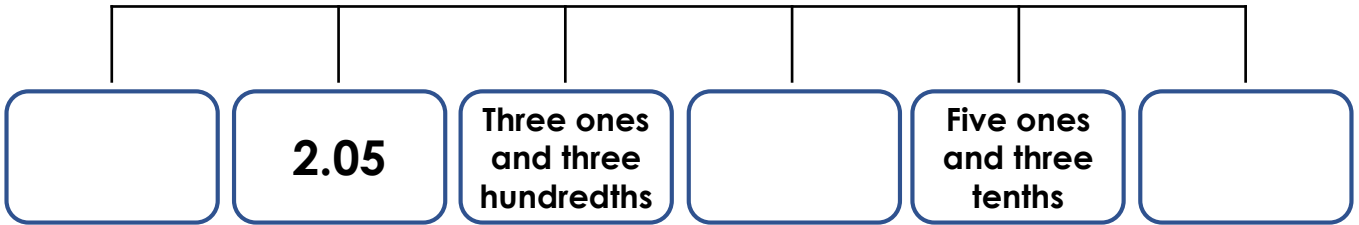
Is Sally correct? Explain your answer.



RPS  
HW/Ext







# Order Decimals

4. Complete the ascending number line below using an appropriate decimal number. Write all the numbers as decimals.



VF  
HW/Ext







5. Order the heights of the aliens below in descending order.

					
<input style="width: 100px; height: 40px;" type="text"/>	<input style="width: 100px; height: 40px;" type="text"/>	<input style="width: 100px; height: 40px;" type="text"/>	<input style="width: 100px; height: 40px;" type="text"/>	<input style="width: 100px; height: 40px;" type="text"/>	<input style="width: 100px; height: 40px;" type="text"/>
<b>5.04cm</b>	<b>9.82cm</b>	<b>1.76cm</b>	<b>6.07cm</b>	<b>2.60cm</b>	<b>0.85cm</b>



VF  
HW/Ext

6. Kim has been ordering the heights of her friends.

										
<b>Lilian</b>	<b>Adnan</b>	<b>Harry</b>	<b>Jerry</b>	<b>Amirah</b>	<b>Nick</b>					
<b>1.01m</b>	<b>&lt;</b>	<b>121cm</b>	<b>&lt;</b>	<b>1.32m</b>	<b>&lt;</b>	<b>1.08m</b>	<b>&lt;</b>	<b>1.39m</b>	<b>&lt;</b>	<b>140cm</b>

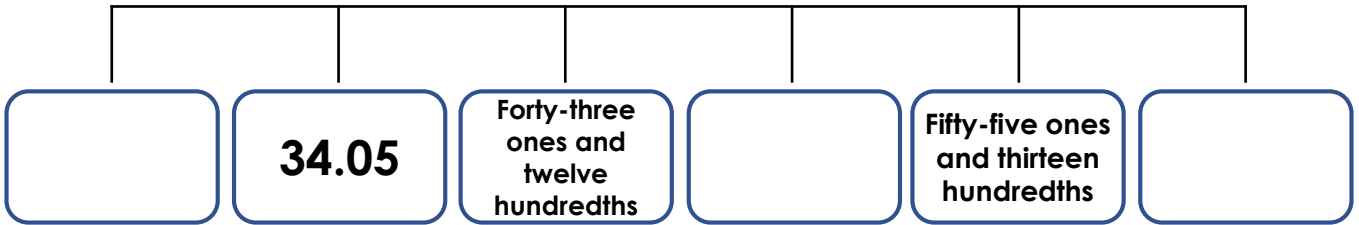
Is Kim correct? Explain your answer.



RPS  
HW/Ext

# Order Decimals

7. Complete the ascending number line below using an appropriate decimal number. Write all the numbers as decimals.



VF  
HW/Ext

8. Order the heights of the toy pirates below in descending order.









**23.68cm**

**56.05cm**

**15.04cm**

**15.40cm**

**68.68cm**

**56.50cm**



VF  
HW/Ext

9. Tom has been ordering his containers based on the amount of liquid inside.



**11.05L > 5.50L > 1,800ml = 1.08L > 4,200ml > 0.45ml**

Is Tom correct? Explain your answer.



RPS  
HW/Ext

## Homework/Extension

### Order Decimals

#### Developing

1. Various possible answers including: 0.34, 0.58, 0.72, 0.96 or 0.26, 0.58, 0.64, 0.81
2. 0.99m, 0.56m, 0.45m, 0.22m
3. Sally is incorrect because the rocket is taller than the dinosaur so the order should be:  
 $0.93\text{m} > 0.85\text{m} > 0.56\text{m} > 0.24\text{m}$

#### Expected

4. Various possible answers including: 1.67, 2.05, 3.03, 4.56, 5.30, 6.36 or  
0.56, 2.05, 3.03, 3.55, 5.30, 7.42
5. 9.82cm, 6.07cm, 5.04cm, 2.60cm, 1.76cm, 0.85cm
6. Kim is incorrect because Jerry is smaller than Harry and Adnan so the order should be:  
 $1.01\text{m} < 1.08\text{m} < 121\text{cm} < 1.32\text{m} < 1.39\text{m} < 140\text{cm}$

#### Greater Depth

7. Various possible answers including: 25.50, 34.05, 44.02, 50.56, 56.30, 75.73 or  
10.60, 34.05, 44.02, 52.67, 56.30, 65.30
8. 68.68cm, 56.50cm, 56.05cm, 23.68cm, 15.40cm, 15.04cm
9. Tom is incorrect for two reasons. One, because 1,800ml is not equal to 1.08L and two,  
4,200ml is a larger capacity than 1,800ml so the order should be:  $11.05\text{L} > 5.50\text{L} > 4,200\text{ml}$   
 $> 1,800\text{ml} = 1.8\text{L} > 0.45\text{ml}$