

Describe Position (1)

Adult Guidance with Question Prompts



Children describe the position and direction of images, objects and their own movements as they travel from different starting points. They learn to use the terms 'forwards', 'backwards', 'left' and 'right'. Here, children match each signpost with the correct direction label. They then check which set of directions will lead Red Riding Hood to Grandma's house, before creating directions of their own.

Which label matches each sign post?

Can you point to the left? Can you point to the right?

Look at where Little Red Riding Hood is standing.

Which directions should she follow to go to Grandma's?

Should she go left or right? Why?

What if she wanted to visit the woodcutter?

Can you direct her there? Is there another way?

Which way must she remember not to go?


Adult-led activity:

Use the words, left, right, forwards and backwards to direct a partner to a chosen spot. Level up by inviting the partner to wear a blindfold.

Describe Position (1)




Draw lines to match the labels to the sign posts.

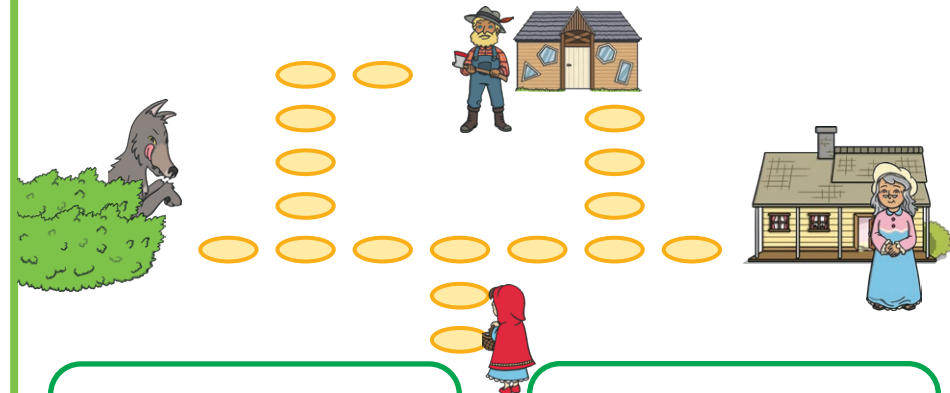


left

right



Which directions lead to Grandma's house?



forward 3, left 3

forward 3, right 3

How can she get to the woodcutter's home?

Is there another way?

Describe Position (1)

Adult Guidance with Question Prompts



Children describe the position and direction of images, objects and their own movements as they travel from different starting points. They learn to use the terms 'forwards', 'backwards', 'left' and 'right'. Children look at two statements about the three bears' home and then study the images to discover which are true or false. Next, children identify objects by reading descriptions of their positions. Children use this idea to create their own 'guess who' challenges.

Who does the cottage belong to? How can you tell?

What can you tell me about the rooms?

Read each statement. Are they true or false?

Can you show me why?

What can you do to check?

Each clue will lead you to a different object.

Can you show me how to find them?

Is there another way to describe the object's position?

Can you make your own clues for your friends to follow?

Adult-led activity:

Arrange a collection of toys. Take turns to describe the position of a toy for your friend to find.

Describe Position (1)



True or false?



The living room is to the right of the bedroom.



The living room is to the left of the kitchen.



Guess the object.



I am to the right of the chair.

I am to the left of the bed.

If I move up, I'll be with flowers.

If I move down, I'll be with the bowl.

Can you make your own clues?

Describe Position (1)

Adult Guidance with Question Prompts



Children describe the position and direction of images, objects and their own movements as they travel from different starting points. They learn to use the terms 'forwards', 'backwards', 'left' and 'right'. Children draw all the objects for Cinderella's magical transformation using the instructions given. They then decide if her statement is correct. Children take turns to direct each other to hidden objects in the room. Playing board games are great ways to practise describing position and movement.

Can you help Cinderella draw everything she needs?

Begin at the star.

Which way will you need to go to find where the brown mouse needs to be drawn?

Use the sign post to help you.

Which way will you need to go to draw the other items?



Adult-led activity:

Take turns to direct a friend to objects hidden in the room.

Describe Position (1)



Draw the objects in the correct place.



For each object,
start on the star.



backwards 1, left 2



backwards 1, right 1



forwards 2, left 2



right 2, forwards 2



left 3, forwards 1

