

Varied Fluency

Step 3: Analogue to Digital – 12 Hour

National Curriculum Objectives:

Mathematics Year 4: (4M4b) [Read, write and convert time between analogue and digital 12- and 24-hour clocks](#)

Differentiation:

Developing Questions to support converting between analogue and digital times. Includes telling the time to the nearest 5 minutes.

Expected Questions to support converting between analogue and digital times. Includes telling the time to the minute.

Greater Depth Questions to support converting between analogue and digital times. Includes telling the time to the minute on a numberless clock face.

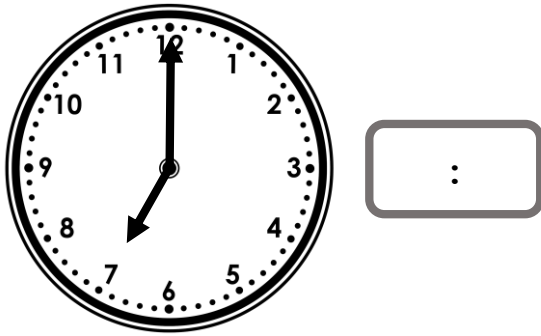
More [Year 4 Time](#) Resources.

Did you like this resource? Don't forget to [review](#) it on our website.

Analogue to Digital – 12 Hour

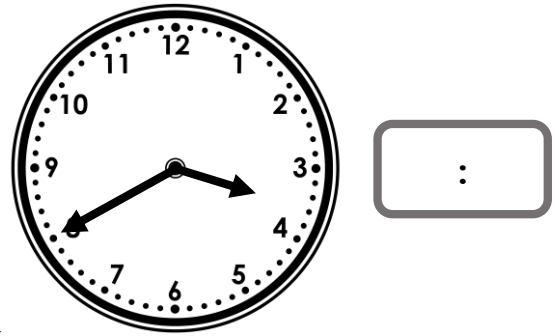
Analogue to Digital – 12 Hour

1a. Convert this to digital time.




VF

1b. Convert this to digital time.




VF

2a. Draw the hands on the clock face to represent the digital time.




VF

2b. Draw the hands on the clock face to represent the digital time.




VF

3a. Convert these am times to digital and order them from earliest to latest.



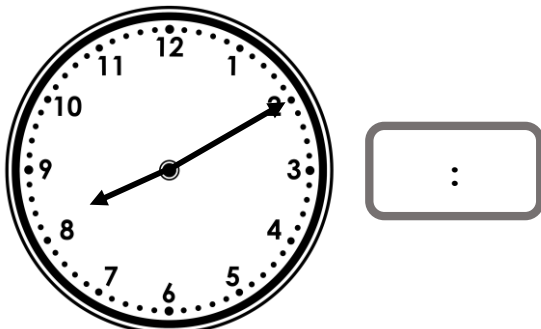
VF

3b. Convert these pm times to digital and order them from latest to earliest.




VF

4a. What would the digital time be if it was 5 minutes later than the time shown on the clock?



VF

4b. What would the digital time be if it was 10 minutes earlier than the time shown on the clock?

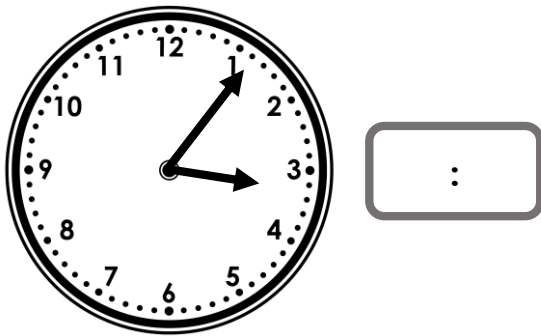


VF

Analogue to Digital – 12 Hour


Analogue to Digital – 12 Hour

5a. Convert this to digital time.




VF

5b. Convert this to digital time.



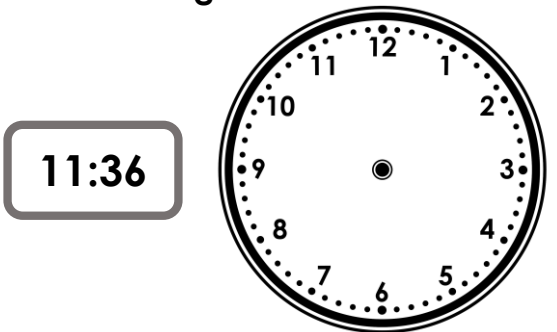
VF

6a. Draw the hands on the clock face to represent the digital time.




VF

6b. Draw the hands on the clock face to represent the digital time.




VF

7a. Convert these am times to digital and order them from earliest to latest.




VF

7b. Convert these pm times to digital and order them from latest to earliest.




VF

8a. What would the digital time be if it was 12 minutes later than the time shown on the clock?



VF

8b. What would the digital time be if it was 16 minutes earlier than the time shown on the clock?




VF

Analogue to Digital – 12 Hour

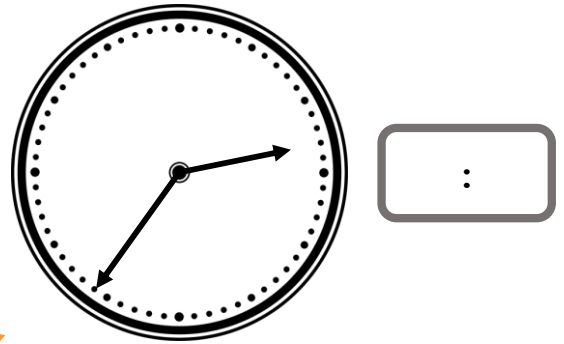
Analogue to Digital – 12 Hour

9a. Convert this to digital time.



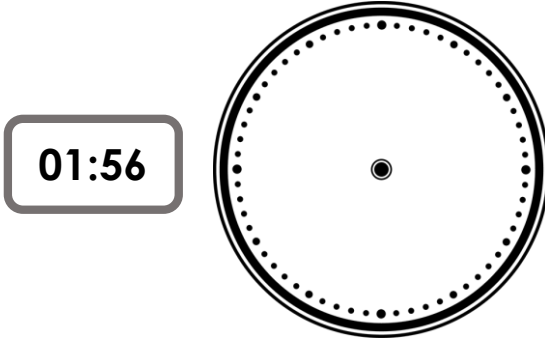
VF

9b. Convert this to digital time.




VF

10a. Draw the hands on the clock face to represent the digital time.




VF

10b. Draw the hands on the clock face to represent the digital time.



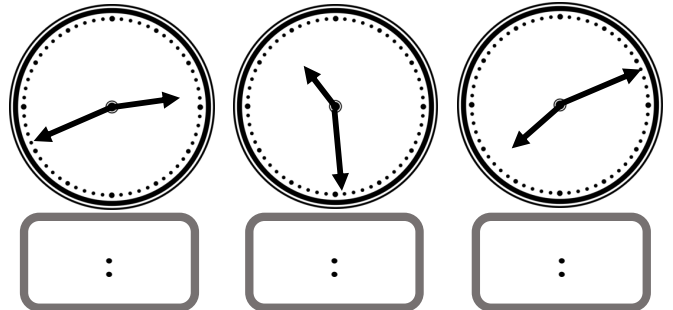
VF

11a. Convert these am times to digital and order them from earliest to latest.




VF

11b. Convert these pm times to digital and order them from latest to earliest.




VF

12a. What would the digital time be if it was 37 minutes later than the time shown on the clock?



VF

12b. What would the digital time be if it was 29 minutes earlier than the time shown on the clock?



VF

Varied Fluency
Analogue to Digital – 12 Hour

Developing

1a. **07:00**

2a.



3a. **08:00am, 09:25am and 10:05am**

4a. **08:15**

Expected

5a. **03:06**

6a.



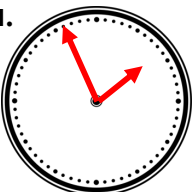
7a. **04:59am, 08:30am and 10:16am**

8a. **06:26**

Greater Depth

9a. **05:50**

10a.



11a. **12:44am, 06:04am, 11:35am**

12a. **09:45**

Varied Fluency
Analogue to Digital – 12 Hour

Developing

1b. **03:40**

2b.



3b. **08:00pm, 02:35pm and 12:20pm**

4b. **01:20**

Expected

5b. **04:46**

6b.



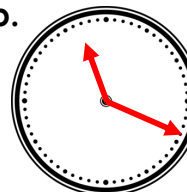
7b. **11:20pm, 09:01pm, 07:49pm**

8b. **10:10**

Greater Depth

9b. **02:36**

10b.



11b. **10:29am, 07:11pm, 02:41pm**

12b. **01:13**