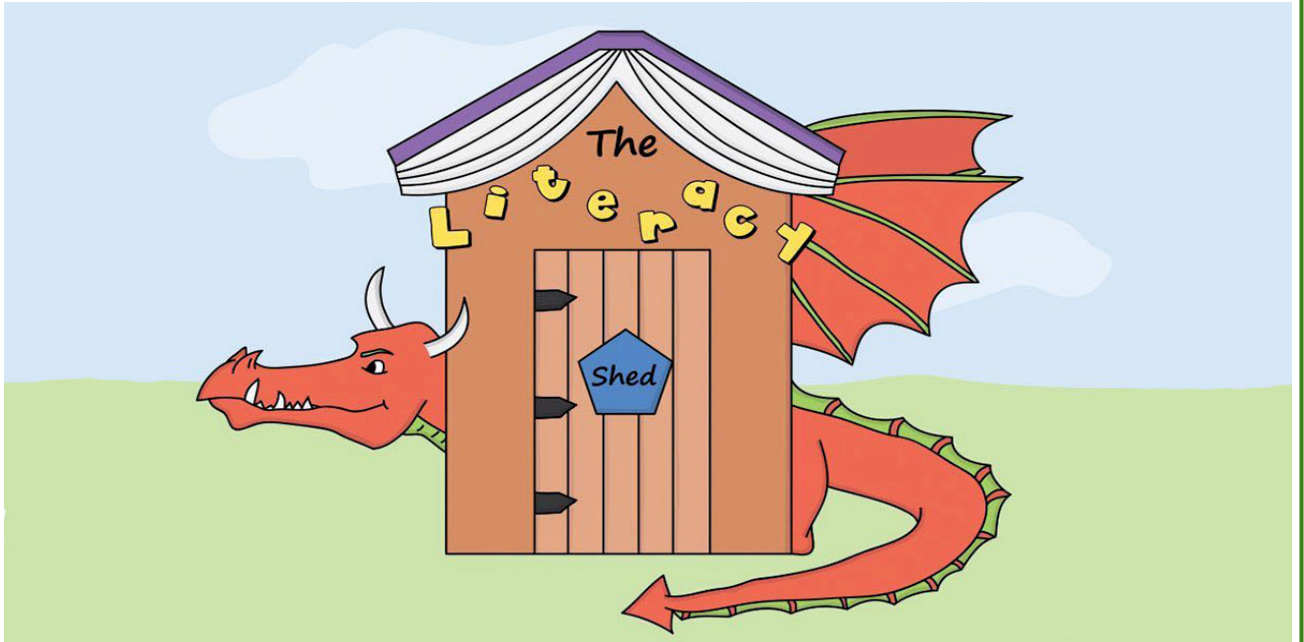


The Bridge



Activity Pack KS1

This pack contains
10 mixed activities
in response to a
short film clip

The Bridge

PLEASE NOTE

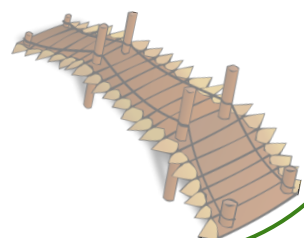
The Literacy Shed website should ALWAYS be used under the supervision of an adult. There are some clips on the site which are only suitable for use with Year 6 children or KS3. Please ensure that children do not search the website independently.

The activities in this pack are designed to use with the following clip...

<https://www.literacyshed.com/the-thinking-shed.html>

Other activities to complete after watching the clip:

- Tell the story in your own words.
- Try building bridges from different materials and testing them for strength.
- Write the moral of this story.
- Imagine that the bear and elk fell into the river and managed to both climb out. What might happen next?
- Read 'The Squirrels Who Squabbled' by Rachel Bright and compare the themes.
- Write a review of the film.



The Bridge

Questions to ask:

Pause the clip at the opening scene so the elk and bear can be seen approaching the bridge.

- Imagine that this is the cover picture of a story book that you have selected. What is the story likely to be about?
- What might it be called?

Pause the clip at 15 seconds.

- What kind of music is playing?
- What mood do you think the music is trying to make us feel?
- What do you think is about to happen? What makes you think this?

Pause at 40 seconds.

- In what ways are these two characters similar? Different?
- Do you still have the same prediction about what will happen in the film? Why? Why not?

Pause at 1:26.

- How would you describe the two animals' faces?
- What different emotions do you think they are feeling at the moment?
- Where do you think they could be going? Does this matter?
- Why do you think the creator of the film chose to have two small animals attempt to cross the bridge whilst the bear and elk were on it? Why not just one animal?

Pause at 1:47

- What has just happened?
- Did it surprise you? Why/ Why not?
- There is still about a third of the film left to watch. What do you think will happen now?

Pause at 2:00

- What advice would you give to the rabbit and raccoon?

Watch the film until the end.

- How do the racoon and rabbit feel at the end?
- Do you think they would have helped each other across if they hadn't seen the bear and elk fall?
- Do you think they regret breaking the bridge?

- *Please note that there are no answers to these discussion questions.

The Bridge

Elk and Bear walk onto the bridge from different sides

Raccoon and Rabbit untie the bridge and Bear and Elk fall

Elk refuses to move and Bear gets angry

Raccoon walks onto the bridge and politely asks if he can get through

Rabbit walks onto the bridge and asks if he can get through

Bear roars at Elk to move

Bear angrily throws Raccoon off the bridge

Raccoon and Rabbit cross the bridge and work together to get across safely



Elk gets angry with Bear and he also refuses to move

Elk and Bear bump into each other in the middle

Elk throws Rabbit off the bridge

Can you order these events correctly? You could number them or cut them out. Watch the clip again to help you.

The Bridge



Create a comic strip of the story

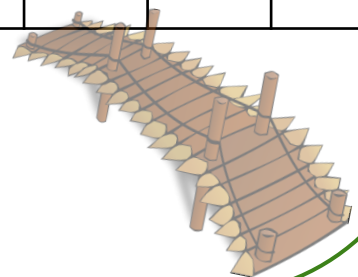
The Bridge

Word Search

Can you find the following key story words in the word search? Words can be read forwards, backwards, diagonally and may intersect.

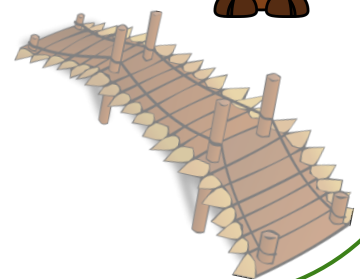


elk, bear, raccoon, rabbit, bridge, high, angry, unkind, stubborn, selfish, revenge, fall, abyss, cooperate, share

| | | | | | | | | | |
|---|---|---|---|---|---|---|---|---|---|
| a | a | s | t | u | b | b | o | r | n |
| b | e | t | a | r | e | p | o | o | c |
| y | d | s | h | a | r | e | g | a | r |
| s | n | b | g | b | r | i | d | g | e |
| s | i | y | h | e | b | i | t | e | l |
| h | k | s | f | a | b | b | c | l | k |
| s | n | s | a | r | a | b | b | i | t |
| i | u | h | l | i | s | g | c | o | o |
| f | r | g | l | f | t | s | r | e | p |
| l | e | i | t | l | y | r | g | n | a |
| e | v | h | l | e | b | e | a | c | c |
| s | f | a | e | g | n | e | v | e | r |




The Bridge

What might the bear and elk have been saying to each other when they first met on the bridge? Write a short conversation between them. Try to include an explanation from each of them about why they need to cross.



The Bridge

The bear and the elk are quite similar characters to each other. The raccoon and the rabbit are quite similar to each other too. Fill each box with words that you think best describe the type of characters they are. There are a few ideas at the bottom that you can use to help you to get started. Aim for 8 or more words in each box.

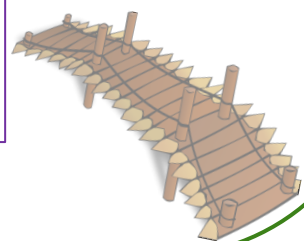


A large, empty light blue rectangular box for writing words describing the bear and elk.



A large, empty light blue rectangular box for writing words describing the raccoon and rabbit.

selfish, kind, helpful, grumpy, polite, rude,
patient, impatient
(you may wish to use a thesaurus to find more)



The Bridge

Anagrams

All the words below are related to objects (nouns) that can be spotted in the film but the letters have been jumbled up. Can you rearrange them back into their correct spelling? The first one has been done for you.

gedrib - bridge

peor -

sargs -

reste -

krosc -

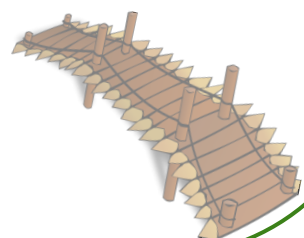
vierr -

dulocs -

tomnunais -

soms -

glos -



The Bridge

Bridge Problem:

Can you find a way to solve this problem? You may wish to cut out the pictures on the next page so that you can test out your ideas.

One day a woodcutter was walking home through the forest. He was nearly home when he came to a bridge. It was a very old and narrow bridge. The woodcutter had a problem. He had with him his pet duck, his daughter's cat and a sack of rice. He wanted to take them all back home, but he knew he would have to carry each across the bridge as the cat and the duck would be too scared to walk. Because the bridge was so wobbly and narrow, he would only be able to carry them one at a time.




He cannot at any point leave the cat and duck together as the cat will eat the duck.

He cannot at any point leave the duck and the rice together as the duck will eat the rice.

How can he get everything across the bridge?

The woodcutter can take as many journeys as he needs to. He is allowed to carry the animals or the grain back again to the first side of the bridge if needed, but by the end of all his trips, the woodcutter, the animals and the rice must all be on the far side of the bridge.

The Bridge



The Bridge

Number Bond Clouds:

Find the cloud pairs which total 20 (number bonds to 20). Shade both in the same colour to show that you have matched them.

10 17 15

14 2 3

1 12

8 11 20

9 6 5

16

13 4

19

0 18

10 7



The Bridge

The bear's family is wondering where the bear has gone! They have made a missing poster to stick up on the trees in the wood. Can you complete the poster with a picture of the bear and a description of him? This will need to include a description of his appearance and his personality. Look at the example on the next page to help you.



Missing!

The Bridge

Missing!



Mr. Elk aged 12.

Mr. Elk is nearly 2 meters tall from feet to antlers. He has a large stomach, white lower arms and legs and inky black claws. He is fairly laid-back in nature but extremely quick to anger and can become violent! He was last seen leaving the woodland on his way to the Southern Mountains to find fresh grass.

The Bridge

Answer Page

Anagrams:

rope
grass
trees
rocks
river
clouds
mountains
moss
logs

Number Bond Clouds

0 and 20
1 and 19
2 and 18
3 and 17
4 and 16
5 and 16
6 and 14
7 and 13
8 and 12
9 and 11
10 and 10

Bridge Problem:

1. First the woodcutter goes across the bridge with the duck.
2. Then he goes back across the bridge on his own.
3. Then he takes either the cat or the grain across the bridge.
4. Then the woodcutter goes back to the first side of the bridge, taking the duck with him.
5. Then the woodcutter takes the cat or grain across to the second side of the bridge.
6. Next the woodcutter goes back to the first side of the bridge on his own.
7. Finally the woodcutter takes the duck to the second side of the bridge.

