



TalkforWriting™

**PLEASE
DONATE!**

NSPCC

A message from Talk for Writing

Dear Teacher/Parent/Carer,

Welcome to the fifth and final batch of our English workbooks.

We have now produced 40 extended English units, with audio included, all available completely free.

The number of downloads of these resources has been astonishing! We're very pleased to have been able to help schools, parents and children at what we know has been a difficult time.

We also want to say a huge THANK YOU! Through your voluntary donations, we have now raised over £25,000 for Great Ormond Street Hospital and the NSPCC.

For a final time, in exchange for using these booklets, we'd be grateful if you are able to make a donation to the NSPCC.

We are asking for voluntary contributions of:

- **£5 per year group unit**

Schools using or sending the link to a unit to their pupils

- **£2 per unit**

Parents using a unit with their child, **if they can afford to do so**

DONATE HERE

www.justgiving.com/fundraising/tfw-nspcc

The booklets are ideal for in-school bubble sessions and home learning. If they are used at home, we recommend that children should be supported by teachers through home-school links.

With best wishes,

Pie Corbett

Talk for Writing

What is Talk for Writing?

Thousands of schools in the UK, and beyond, follow the Talk for Writing approach to teaching and learning. If you're new to Talk for Writing, find more about it [here](#).



TalkforWriting™

Talk for Writing Home-school booklet

Bob, the bubble who wanted to be useful

by Jane Ralphs



© Copyright of Jane Ralphs and Talk for Writing 2020.
Permissions: Sharing the web link / URL to where this booklet sits on the Talk for Writing website with colleagues and parents is encouraged, but no part of this publication should be re-uploaded elsewhere online, reproduced or altered without permission.
www.talk4writing.com



Dear Parent/Carer


Thank you for taking the time to support your child with their learning. This booklet is designed to inspire and support your child to develop skills and confidence in speaking, listening, reading and writing.

Through the world of Bob the Bubble, your child will be invited to explore a number of engaging, fun and purposeful activities. They are planned in a series of mini-activities so that learning is broken down into bite-size chunks.

Each activity is explained by Bob and they are designed to be shared activities in which you will support your child with reading, discussing and writing. At the end of the booklet, please support your child to rate and comment on how they got on with learning through this booklet and please add your comments, too!

The activities in this booklet are:

- Story of Bob, the bubble who wanted to be useful
 - Talk activity about the story
 - Other books to share
- Reading response activities
 - Who said what?
 - Quiz Time
- Exploring words together
- Making character puppets
- Using a story path to tell and write the story
- *Bubbles* – a poem to read
- Painting bubble pictures
- A bubble experiment
- *Colour* – a poem to read
- Reading and writing fact files
- Making butterfly buns
- Making frog finger puppets to act out a number rhyme
- Drawing and writing more adventures for Bob.



ENJOY!



You can listen to an audio version of the story here.

<https://soundcloud.com/talkforwriting/bob/s-r4f63gDrqYb>

Bob, the bubble who wanted to be useful

Once upon a time, there was a bubble called Bob who lived with his bubble family on the top shelf of the toy cupboard.

Bob was a beautiful bubble. He glistened and sparkled – sometimes blue, sometimes yellow, sometimes pink, but always beautiful. In the softest breeze, he bobbed this way and that, twisting, turning and twirling.

One morning, Bob's mum found him sitting all alone in the corner of the cupboard. "What's the matter, Bob?" she asked.

"I'm not useful," he sighed.

Mum smiled. "Oh, Bob, you are such a beautiful bubble!" she said.

"But I'm not **USEFUL**," Bob moaned.

"Come on," encouraged Mum, giving Bob a gentle push.

Down, down, down Bob floated, bobbing this way and that until he got to the front porch. At that moment, he spotted a flash of the brightest orange he had ever seen. It was a beautiful painted lady butterfly. She fluttered her delicate wings and looked at Bob with sad eyes.

"What's wrong?" asked Bob.

The painted lady pointed to the flower garden. "I need to get back to my butterfly family," she explained, "but it is starting to rain and my wings must not get wet. I just don't know what to do."

Bob thought for a minute and then had the most brilliant idea.

"Come on in," he said. "I'll help you." So, the painted lady flew right into the middle of Bob and off they went, bobbing this way and that through the drizzle. Soon, they arrived at the flower garden.

“Oh, Bob,” said the painted lady, “thank you for keeping me safe. What would I have done without you?”

Bob stretched his smooth, shimmering bubble sides and proudly drifted away. Up, up, up he floated, bobbing this way and that until he came to the garden gate. All of a sudden, he spotted a flash of the brightest green he had ever seen. It was a young pool frog. He hopped from one leg to the other and looked nervously up at Bob.

“What’s wrong?” asked Bob.

The pool frog pointed to the pond in the garden across the road. “I need to get back to my frog family,” he explained, “but this road is so busy and I daren’t go across. I just don’t know what to do.”

Bob thought for a minute and then had another brilliant idea.

“Come on in,” he said. “I’ll help you.” So, the pool frog hopped right into the middle of Bob and off they went, bobbing this way and that above the cars and bicycles. Soon, they arrived at the pond.

“Oh, Bob,” said the pool frog, “thank you for keeping me safe. What would I have done without you?”

Bob stretched his smooth, shimmering bubble sides and proudly drifted back to the top of the toy cupboard.

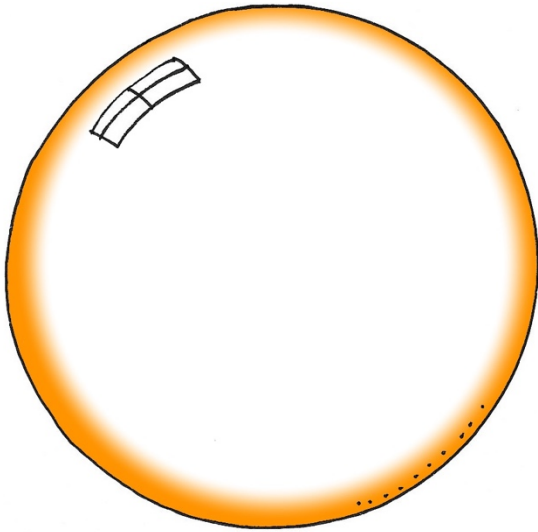
“You look happier,” said Mum. “What have you been up to?”

Bob told Mum all about how he had helped the painted lady butterfly and the pool frog.

“Well,” said Mum, “it sounds to me like you have been a really useful bubble. Keeping everyone safe is just about the most useful thing anyone can do!”

That night, Bob snuggled down with his bubble family. “I am a beautiful, useful bubble,” he sighed happily.

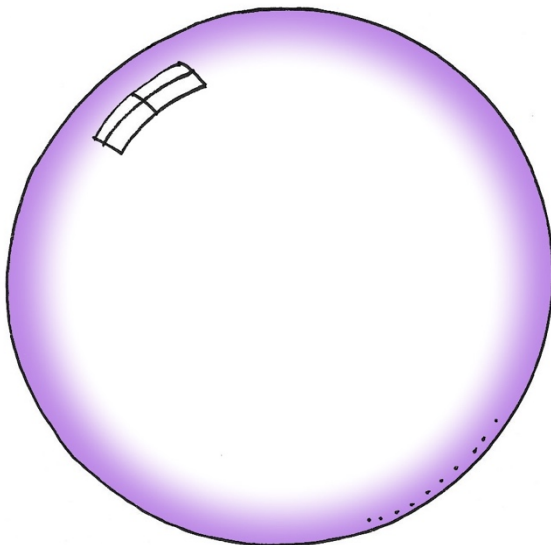
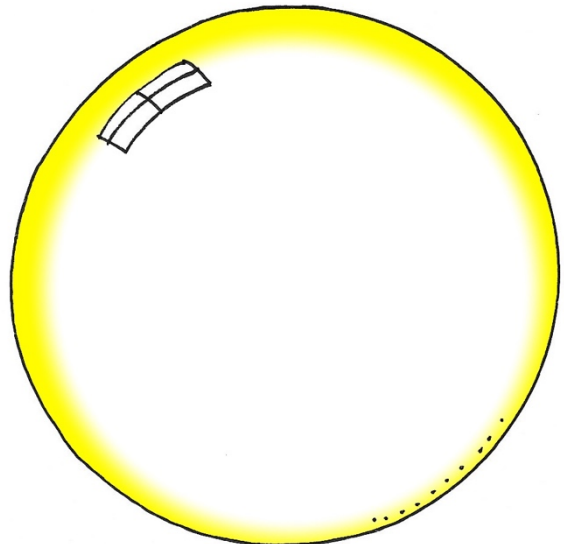
- ★ Talk together about the story.
- ★ Then, fill in Bob's bubbles.
(PS - Bob loves neat handwriting!)



What parts of the story did you like the most?



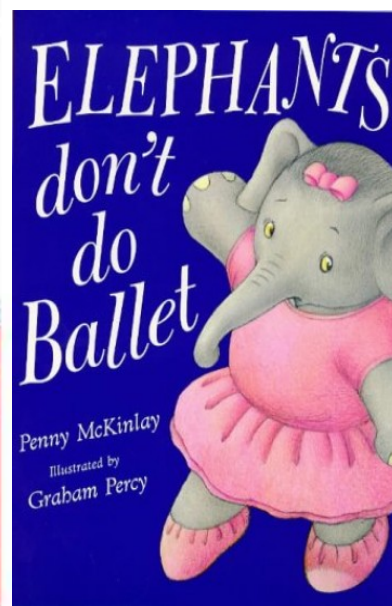



Did anything about the story surprise you?



Do you have any questions?




Here are some other books about characters that thought they wanted to be different, a bit like me. You might like to read these too.



Who said what?

- ★ Can you remember who said each of these things in the story?
- ★ Match each one with the right character. The first one has been done for you as an example.
- ★ Think carefully - you might have to join one of them to two characters!

I'm not useful.



I need to get back to my frog family.




What's the matter, Bob?

Keeping everyone safe is just about the most useful thing anyone can do!



Thank you for keeping me safe.

I am a beautiful, useful bubble.



Quiz time



- ★ Can you answer these questions about the story?
- ★ Bob's challenge - can you answer in full sentences?
- ★ Remember to use your best handwriting.

1. Where did Bob live?

Bob lived ...

2. What colours might you see if you looked at Bob?

3. Write down three words that describe how Bob moved.

4. Why was Bob unhappy?

5. Who did Bob meet in the porch?

6. The painted lady could not get back to her family. Why?

7. Who did Bob meet by the garden gate?


8. The pool frog could not get back to his family. Why?

9. How did Bob help the painted lady and the pool frog?

10. Why did Mum think Bob had been useful?

11. Do you think Bob was happy at the end? Why do you think that?

Here are some words from the story - share them with a helper and talk about what they mean.



What action could you do for 'useful'?

How many sounds can you hear in the word?

useful
If something is useful,
it can help you.

Can you think of four things that you could do that would be useful?

What action could you do for 'delicate'?

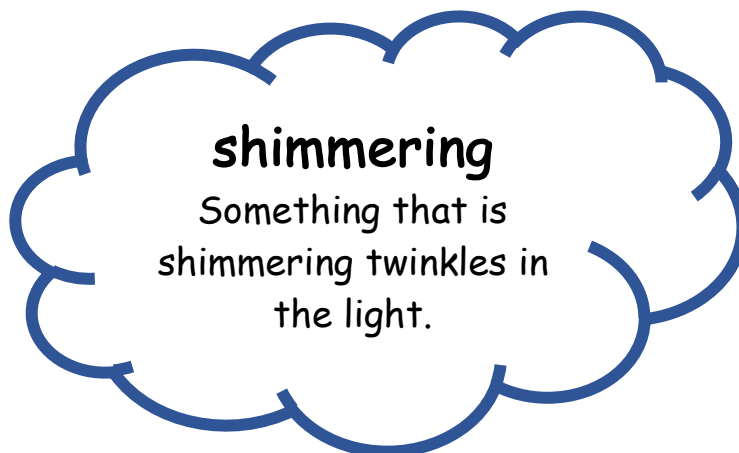
How many sounds can you hear in the word?



Can you think of four things that are delicate?

What action could you do for 'shimmering'?

How many sounds can you hear in the word?






Can you think of four things that you could describe as shimmering?


I Love puppet shows! Can you tell my story in your own puppet show?



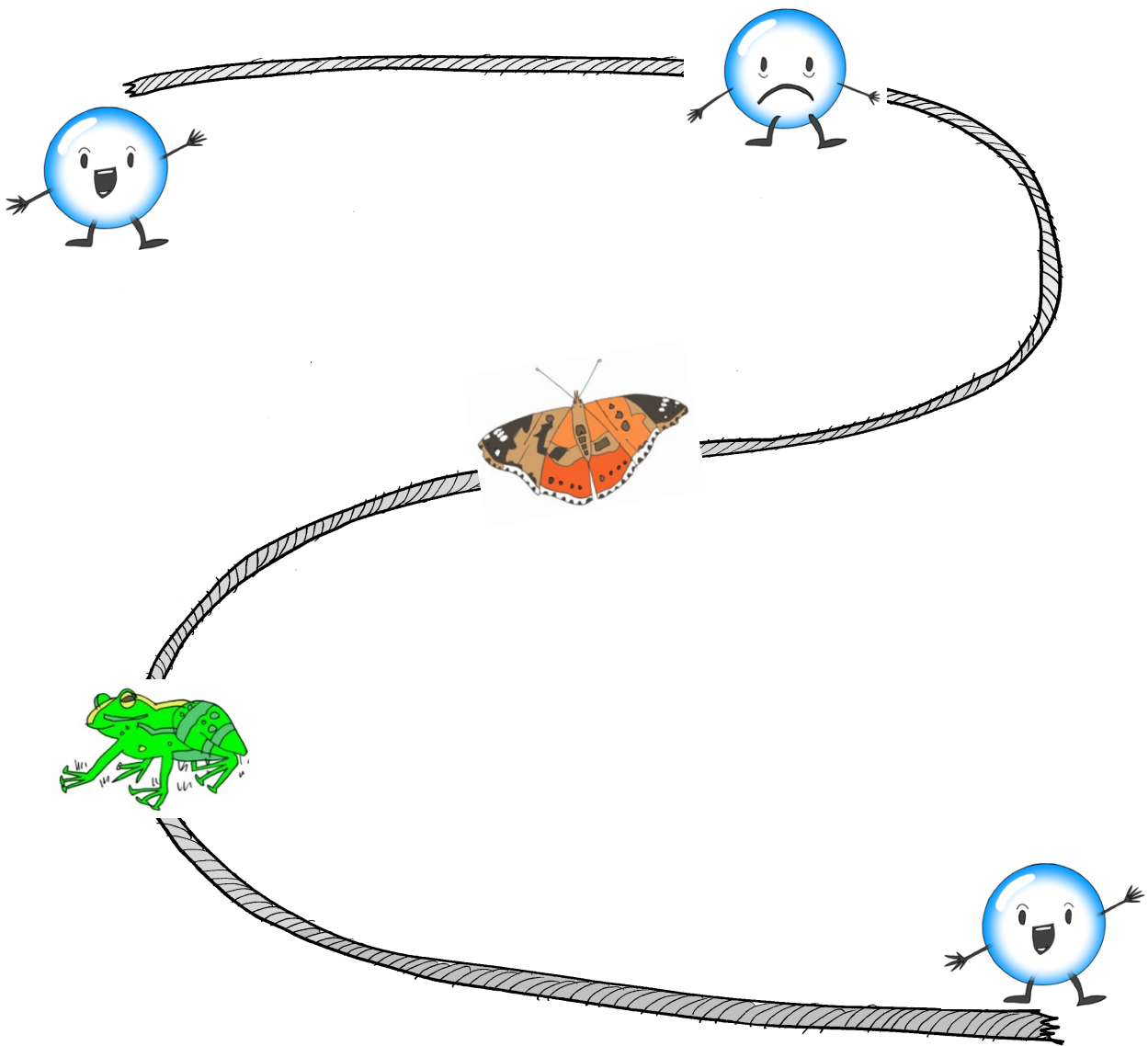
- ★ Carefully cut out the pictures of the characters in the story.
- ★ Stick them onto a straw, a lolly stick or a strong piece of card.
- ★ Get busy acting out the story with your puppets!



I've made a story path to show the main things that happened in the story.



★ Can you think of a sentence to go with each picture on the story path?



- ★ Have a go at finishing the sentence for each picture on the story path to show the main things that happened.
- ★ Some of the sentences have been done to help you.
- ★ Remember - best handwriting and full stops.



Once upon a time, there was a bubble called Bob.



Unfortunately, Bob was sad because he was not useful.

First, he met



Bob helped her keep safe from ...



Next, he met


Bob helped him keep safe from ...



Finally, Bob felt

because

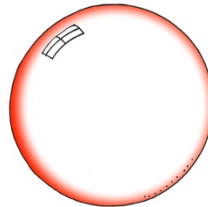
Read
together



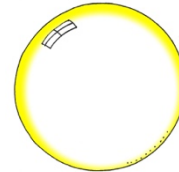
- ★ This is one of my favourite poems because it's all about bubbles! It was written by a poet called James Carter. Read it together a couple of times. See if you can clap along with the rhythm too.

Bubbles

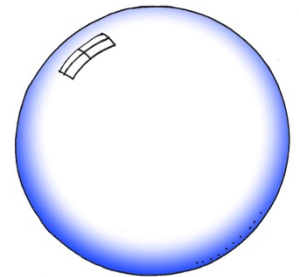
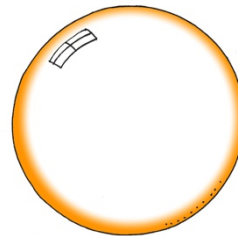
Red bubble
yellow bubble
orange bubble blue



Pink bubble
purple bubble
rainbow bubble too

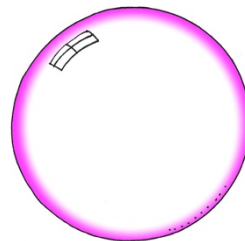


This bubble
big bubble
shiny and round

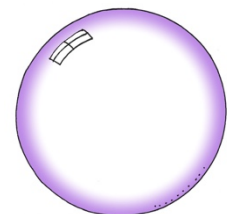


Float bubble
fly bubble
rise from the ground


Up bubble
up bubble
up so high




Go bubble
go bubble
gone -
bye bye!





I wonder if you
can paint a
bubble picture
using the colours
in the poem.

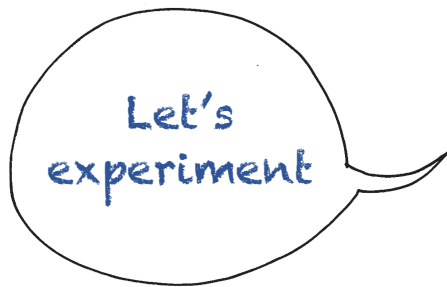


- ★ You will need some cups or bowls filled with bubble mixture.
- ★ Put a few drops of paint or food colouring into each one so that you have pink bubble mixture, blue bubble mixture, yellow bubble mixture etc.
- ★ Blow into each bubble mixture so that you get lots of coloured bubbles.
- ★ Now press a piece of paper or card on top of each cup/bowl to make a colourful bubble picture.



Pop your
favourite
bubble
painting in
this frame





- ★ All that lovely bubble making made me wonder something ...
Do different shaped bubble wands make different shaped bubbles?
- ★ Could you do an experiment and find out for me?
- ★ First, we need to make some bubble wands ...

How to make a bubble wand

What you need:

- 4 wooden lolly sticks or 4 pencils
- 4 pipe cleaners





What you do:

1. Bend each of the pipe cleaners to make a shape - a square, a circle, a rectangle and a triangle. Make sure you leave about 5cms at each end of the pipe cleaner free.
2. Twist the pipe cleaner at the base of the shape.
3. Split the free ends of the pipe cleaner and twist these tightly around the end of your lolly stick or pencil.





Now, let's get experimenting!


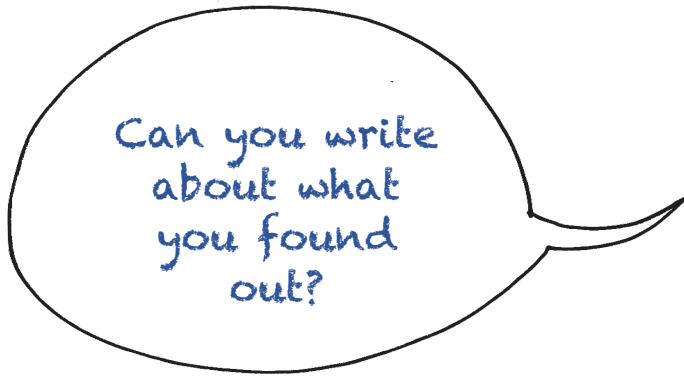


- ★ Before you start dipping your wands into the bubble mixture (or washing up liquid with a little water added), let's predict. Write down what you think will happen beside each bubble wand shape.

Bubble wand shape	The shape I think the bubble will be
	
	
	
	

- ★ Now start dipping your wand into the bubble mixture and blowing bubbles.
- ★ Look carefully at each bubble that the wand makes and write down the shape.

Bubble wand shape	The shape the bubble was
	
	
	
	



- ★ Choose the correct words from the red boxes.
- ★ Write the words (best handwriting please!) in the correct space.
- ★ Don't forget a full stop if you need one!

Before I started my experiment, I made a prediction. I thought what would happen is that the shape of the bubble would be

the shape of the bubble wand.

the same as

different to

After doing my experiment, I found out that the shape of the bubble was

different each time

always the same



- ★ There are so many colours in a bubble. It reminded me of a wonderful poem called *Colour* by Christina Rossetti.

Colour

What is pink? A rose is pink
by a fountain's brink.

What is red? A poppy's red
in its barley bed.

What is blue? The sky is blue
where the clouds float thro'.

What is white? A swan is white,
sailing in the light.

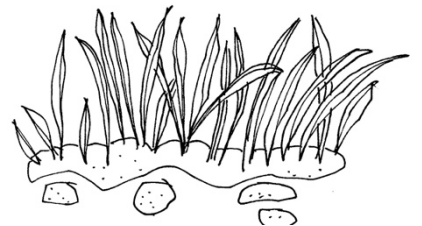


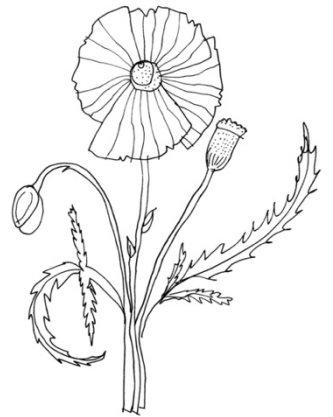




What is yellow? Pears are yellow,
rich and ripe and mellow.

What is green? The grass is green,
with small flowers between.

What is violet? Clouds are violet
in the summer twilight.

What is orange? Why, an orange,
just an orange!

Can you colour these pictures that were in the poem in the right colour?



This is a
photograph of
a real
painted lady



- ★ Bob has made a fact file about the painted lady.
- ★ Read all about this butterfly with your helper.



Painted Lady

Type of creature

The painted lady is a butterfly which is a type of insect.

Food

They enjoy nectar from many different flowers.


Lives

They are found all over the world.

Did you know?

- ★ The painted lady caterpillar lives in a silk cocoon.
- ★ They look brown when their wings are closed to help them camouflage.
- ★ They have blue spots like eyes under their wings.

This is a photograph of a real pool frog



- ★ Find out some facts about this frog.
- ★ Can you make your own pool frog fact file?



Pool Frog

Type of creature


Food

Lives

Did you know?

- ★
- ★
- ★

Butterfly buns
are my favourite
cakes. What do
you think of
these ones I
made?



★ Have a go at making some butterfly buns with a helper.





What you need

- 2 eggs
 - 110g self-raising flour
 - 110g butter or margarine
 - 110g caster sugar
 - 2 teaspoons baking powder
- For the butter icing:
- 220g icing sugar
 - 110g butter
 - a dash of milk
 - food colouring

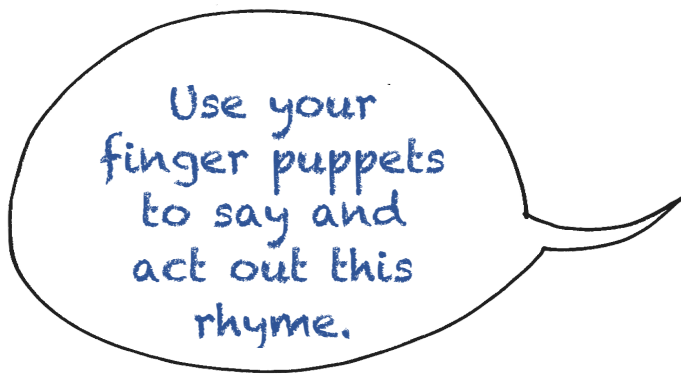
What you do

1. Preheat the oven to 180C (fan)/200C (electric)/gas mark 6.
2. Lay out 8 cake cases in a bun tin.
3. Mix the sugar, flour and baking powder together.
4. Add the butter/margarine and eggs.
5. Whisk all of it together.
6. Using a teaspoon, fill the cake cases with the mixture.
7. Ask an adult to put the tray in the oven for around 15 mins or until they are golden brown.
8. Ask an adult to take them out of the oven and place on a cooling tray.
9. Make the icing by whisking the butter and half the icing sugar together.
10. Once they are mixed, add the rest of the icing sugar and continue whisking.
11. Drop in a few drops of different food colourings and swirl together.
12. Ask an adult to help you cut an upside-down cone shape out of the top of each bun and cut this in half.
13. Fill the hole with the butter icing and then place the cut-out cake on top, just like wings.
14. Sprinkle some icing sugar on top.

I wonder if you can make some frog finger puppets like these ones?



- Cut a rectangle of green paper or card (5cm x 7cm).
- Curl the long sides round to meet one another to make a tube.
- Use sticky tape to hold it together
- Then, cut out a shape like the one on the left and stick it to the top of the tube.
- Paint on some black circles for eyes.



Five little speckled frogs sat on a speckled log
Eating some most delicious bugs - yum, yum.
One jumped into the pool where it was nice and cool
Then there were four speckled frogs - glub, glub.

Four little speckled frogs sat on a speckled log
Eating some most delicious bugs - yum, yum.
One jumped into the pool where it was nice and cool
Then there were three speckled frogs - glub, glub.


Three little speckled frogs sat on a speckled log
Eating some most delicious bugs - yum, yum.
One jumped into the pool where it was nice and cool
Then there were two speckled frogs - glub, glub.

Two little speckled frogs sat on a speckled log
Eating some most delicious bugs - yum, yum.
One jumped into the pool where it was nice and cool
Then there was just one speckled frog - glub, glub.




One little speckled frog sat on a speckled log
Eating some most delicious bugs - yum, yum.

He jumped into the pool where it was nice and cool
Then there were no speckled frogs - glub, glub


These are
some more
creatures I
met who
needed help.



★ Can you tell another story of how Bob helped these characters to keep safe?



I wonder if you can write your story down.








I hope you had a
great time learning
with me. Don't
forget to write a
message on the
next page.





So, how did you get on? Draw a circle round one of the bubbles.



The activities I liked best were

My helper thinks:

© Jane Ralphs for Talk for Writing

Jane Ralphs works with Talk for Writing to help schools develop the approach.

Edited by Julia Strong

Prepared for online distribution by Nick Batty

Thanks to Jon Ralphs for the cartoons: jonralphs.com

To find out more about Talk for Writing, visit www.talk4writing.com.

Sharing this resource and copyright information

This resource is subject to copyright. All materials herein, texts and supporting resources are copyright to Jane Ralphs & Talk for Writing. They are to be used to support children/staff/parents in home and school learning only and are not for commercial gain. Sharing the web link/URL to where this booklet sits on the Talk for Writing website with colleagues and parents is encouraged, but no part of this publication should be re-uploaded elsewhere online, reproduced or altered without permission.

‘Bubbles’ poem used with kind permission of James Carter:

© James Carter; from ‘Hey, Little Bug! Poems for Little Creatures (2011)
published by Frances Lincoln.

Photography credits:

Andrea Kratzenberg at Freemages; Ximena Nahmias at Unsplash.