


Kinetic Letters®

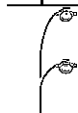
Slider Family

k v w x z



Down-bump,
-pen off-
Slide in.
Slide out.

Practise the letter on the lines below, starting alongside the tree.



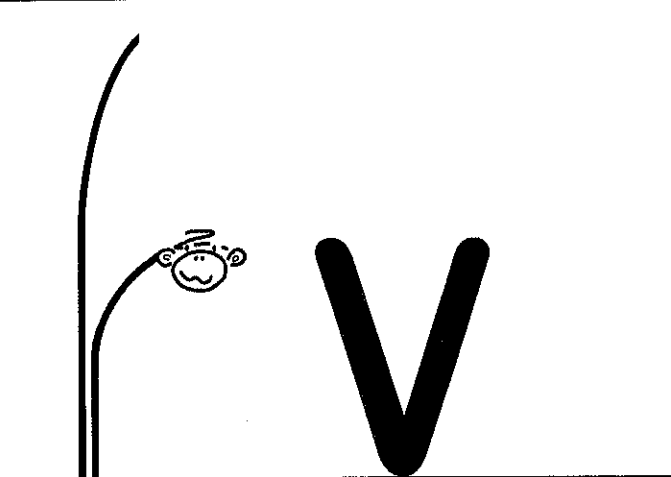
The full set of letter cards is available as a pack of playing cards.
Details and downloadable instructions for games on www.kineticletters.com.
This sheet may be copied by the School for the sole purpose of sending to parents/guardians/carers of pupils in the School.

© Kinetic Letters 2016

Kinetic Letters®

Slider Family

k v w x z



Slide down.
Slide up.

Practise the letter on the lines below, starting alongside the tree.

Three sets of horizontal lines for practicing the letter 'v'. Each set starts with a small tree illustration on the left side. The first set has two monkey faces on the tree. The second set has one monkey face. The third set has no monkey faces.


The full set of letter cards is available as a pack of playing cards.
Details and downloadable instructions for games on www.kineticletters.com.
This sheet may be copied by the School for the sole purpose of sending to parents/guardians/carers of pupils in the School.

© Kinetic Letters 2016

Kinetic Letters®

Slider Family

k v w x z



Slide down.
Slide up.
Slide down.
Slide up.

Practise the letter on the lines below, starting alongside the tree.

Three sets of handwriting practice lines. Each set consists of a top line, a middle line, and a bottom line. The first set starts with a small tree illustration on the left. The second set starts with a small tree illustration on the left. The third set starts with a small tree illustration on the left. The lines are horizontal and extend across the page.


The full set of letter cards is available as a pack of playing cards.
Details and downloadable instructions for games on www.kineticletters.com.
This sheet may be copied by the School for the sole purpose of sending to parents/guardians/carers of pupils in the School.

© Kinetic Letters 2016

Kinetic Letters®

Slider Family

k v w x z



Slide down.
-pen off-
Slide down.

Practise the letter on the lines below, starting alongside the tree.

Three sets of handwriting practice lines. Each set consists of two horizontal lines. On the left side of each set, there is a small tree trunk with a branch ending in a character, similar to the illustration above. The lines are intended for practicing the letter 'x'.


The full set of letter cards is available as a pack of playing cards.
Details and downloadable instructions for games on www.kineticletters.com.
This sheet may be copied by the School for the sole purpose of sending to parents/guardians/carers of pupils in the School.

© Kinetic Letters 2016

Kinetic Letters®


Slider Family

k v w x z



Push across.
Slide down.
Push across.

Practise the letter on the lines below, starting alongside the tree.

Three sets of handwriting practice lines are provided. Each set consists of three horizontal lines. To the left of each set is a small tree icon with a character on its top branch, indicating the starting point for writing the letter 'z'.

The full set of letter cards is available as a pack of playing cards.
Details and downloadable instructions for games on www.kineticletters.com.
This sheet may be copied by the School for the sole purpose of sending to parents/guardians/carers of pupils in the School.

© Kinetic Letters 2016