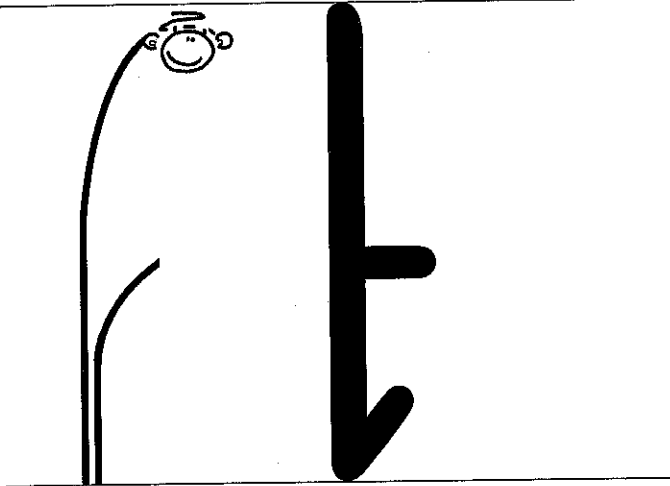


Kinetic Letters®


Window Cleaner family

l t i u



Down-bump,
Flick (the water off).
-pen off-
Push a line across.

Practise the letter on the lines below, starting alongside the tree.



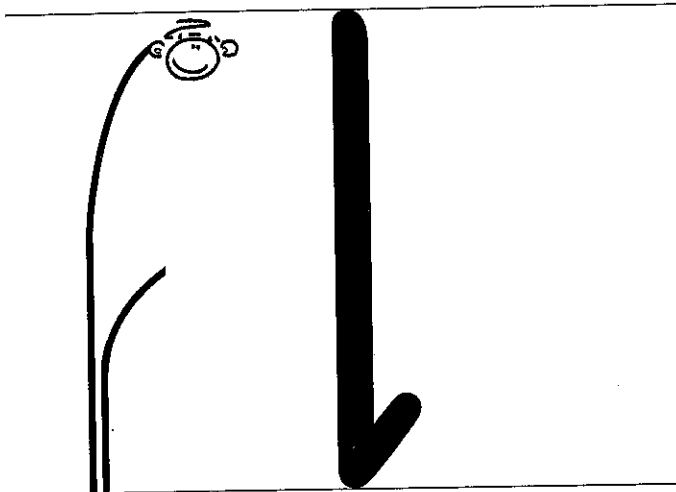
The full set of letter cards is available as a pack of playing cards.
Details and downloadable instructions for games on www.kineticletters.com.
This sheet may be copied by the School for the sole purpose of sending to parents/guardians/carers of pupils in the School.

© Kinetic Letters 2016

Kinetic Letters®

Window Cleaner family

l t i u



Down-bump,
Flick (the water off).

Practise the letter on the lines below, starting alongside the tree.

Three sets of handwriting practice lines. Each set consists of a top line, a middle line, and a bottom line. On the left side of each set, there is a small illustration of a tree branch with a smiling face, used as a starting point for writing the letter 'l'.


The full set of letter cards is available as a pack of playing cards.
Details and downloadable instructions for games on www.kineticletters.com.
This sheet may be copied by the School for the sole purpose of sending to parents/guardians/carers of pupils in the School.

© Kinetic Letters 2016

Kinetic Letters®

Window Cleaner family

l t i u



Down-bump,
Flick (the water off).
-pen off-
Put on a dot.

Practise the letter on the lines below, starting alongside the tree.

Handwriting practice lines for the letter 'i'. Each line starts with a small tree icon on the left. There are four rows of lines provided for practice.


The full set of letter cards is available as a pack of playing cards.
Details and downloadable instructions for games on www.kineticletters.com.
This sheet may be copied by the School for the sole purpose of sending to parents/guardians/carers of pupils in the School.

© Kinetic Letters 2016

Kinetic Letters®

Window Cleaner family

l t i u



Down.
Push (along the ground).
Up, Down-bump.
Flick (the water off).

Practise the letter on the lines below, starting alongside the tree.

Three sets of handwriting practice lines. Each set consists of a top line, a middle line, and a bottom line. On the left side of each set, there is a small illustration of a window cleaner character on a curved pole, serving as a starting point for writing the letter 'u'.

The full set of letter cards is available as a pack of playing cards.
Details and downloadable instructions for games on www.kineticletters.com.
This sheet may be copied by the School for the sole purpose of sending to parents/guardians/carers of pupils in the School.

© Kinetic Letters 2016