


# Kinetic Letters®

## Abacadabra Family c a o d s q g



Pull around and  
Push (along the ground).

abracadabra

Up, (like a helicopter).

Down-bump, Flick.

*Practise the letter on the lines below, starting alongside the tree.*


Three sets of handwriting practice lines. Each set consists of a top line, a middle line, and a bottom line. The first set includes a small tree-like structure on the left side, with a character on top, to guide the starting point for writing the letter 'a'. The second and third sets are blank for practice.

The full set of letter cards is available as a pack of playing cards.  
Details and downloadable instructions for games on [www.kineticletters.com](http://www.kineticletters.com).  
This sheet may be copied by the School for the sole purpose of sending to parents/guardians/carers of pupils in the School.

© Kinetic Letters 2016


# Kinetic Letters®

## Abacadabra Family c a o d s q g



Pull around and  
Push (along the ground).

*Practise the letter on the lines below, starting alongside the tree.*




The full set of letter cards is available as a pack of playing cards.  
Details and downloadable instructions for games on [www.kineticletters.com](http://www.kineticletters.com).  
This sheet may be copied by the School for the sole purpose of sending to  
parents/guardians/carers of pupils in the School.

© Kinetic Letters 2016

# Kinetic Letters®

## Abracadabra Family c a o d s q g



Pull around and  
Push (along the ground).

abracadabra

On round and tiny Flick.

*Practise the letter on the lines below, starting alongside the tree.*


Handwriting practice lines for the letter 'o'. Each line starts with a small tree icon on the left. There are four rows of lines, each with a tree icon at the beginning of the top line.

The full set of letter cards is available as a pack of playing cards.  
Details and downloadable instructions for games on [www.kineticletters.com](http://www.kineticletters.com).  
This sheet may be copied by the School for the sole purpose of sending to  
parents/guardians/carers of pupils in the School.

© Kinetic Letters 2016

# Kinetic Letters®

## Abracadabra Family c a o d s q g



Pull around and  
Push (along the ground).


abracadabra

Up, on-up.

Down-bump.

Flick.

*Practise the letter on the lines below, starting alongside the tree.*




The full set of letter cards is available as a pack of playing cards.  
Details and downloadable instructions for games on [www.kineticletters.com](http://www.kineticletters.com).  
This sheet may be copied by the School for the sole purpose of sending to  
parents/guardians/carers of pupils in the School.

© Kinetic Letters 2016

# Kinetic Letters®

## Abracadabra Family

c a o d s q g






Pull around and  
Push (along the ground).

abracadabra

Up.

Down, on-down and  
Flick (out the leaves).

*Practise the letter on the lines  
below, starting alongside the tree.*




The full set of letter cards is available as a pack of playing cards.  
Details and downloadable instructions for games on [www.kineticletters.com](http://www.kineticletters.com).  
This sheet may be copied by the School for the sole purpose of sending to  
parents/guardians/carers of pupils in the School.

© Kinetic Letters 2016

# Kinetic Letters®

## Abracadabra Family

c a o d s q



Pull around and  
Push (along the ground).


abracadabra

Up.

Down, on-down and

Pull around (to catch  
the fish).


*Practise the letter on the lines  
below, starting alongside the tree.*



The full set of letter cards is available as a pack of playing cards.  
Details and downloadable instructions for games on [www.kineticletters.com](http://www.kineticletters.com).  
This sheet may be copied by the School for the sole purpose of sending to  
parents/guardians/carers of pupils in the School.

# Kinetic Letters®

## Abracadabra Family c a o d s q g



Pull around and  
Push.

abracadabra

Pull back (along the  
ground).

*Practise the letter on the lines below, starting alongside the tree.*

Three sets of handwriting practice lines. Each set consists of three horizontal lines. The first set has a small tree-like character on the left side of the top line. The second and third sets also have a small tree-like character on the left side of the top line. The lines are intended for practicing the letter 'S'.

The full set of letter cards is available as a pack of playing cards.  
Details and downloadable instructions for games on [www.kineticletters.com](http://www.kineticletters.com).  
This sheet may be copied by the School for the sole purpose of sending to  
parents/guardians/carers of pupils in the School.

© Kinetic Letters 2016