


Kinetic Letters®

Capitals – Lines with curves group



Down-bump.

-pen off-

Push over.

Pull in (along the ground).

Practise the letter on the lines below, starting alongside the tree.

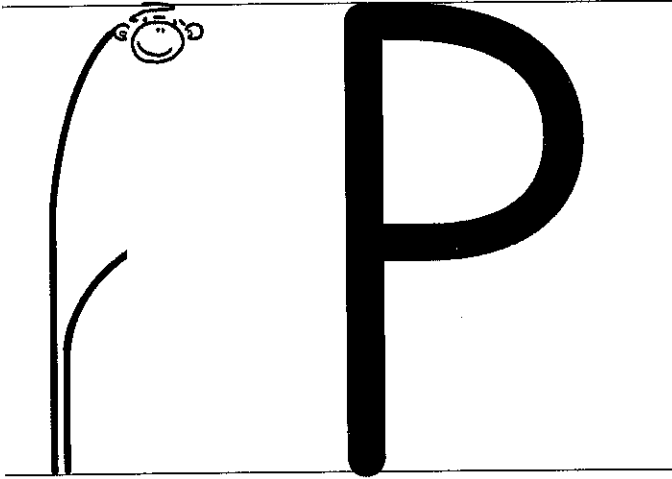
Three sets of handwriting practice lines. Each set consists of three horizontal lines. On the left side of each set is a small tree with a smiling face at the top and a curved branch that forms the shape of the letter 'D'. The first set is the largest, the second is medium-sized, and the third is the smallest.

The full set of letter cards is available as a pack of playing cards.
Details and downloadable instructions for games on www.kineticletters.com.
This sheet may be copied by the School for the sole purpose of sending to parents/guardians/carers of pupils in the School.

© Kinetic Letters 2016

Kinetic Letters®

Capitals – Lines with curves group




Down-bump.

-pen off-

Push over.

Pull in (to Skip's branch).

Practise the letter on the lines below, starting alongside the tree.




The full set of letter cards is available as a pack of playing cards.
Details and downloadable instructions for games on www.kineticletters.com.
This sheet may be copied by the School for the sole purpose of sending to parents/guardians/carers of pupils in the School.

© Kinetic Letters 2016

Kinetic Letters®

Capitals – Lines with curves group



Down-bump.

-pen off-


Push over.

Pull in (to Skip's branch).

Push over.

Pull in (along the ground).

Practise the letter on the lines below, starting alongside the tree.




The full set of letter cards is available as a pack of playing cards.
Details and downloadable instructions for games on www.kineticletters.com.
This sheet may be copied by the School for the sole purpose of sending to parents/guardians/carers of pupils in the School.

© Kinetic Letters 2016

Kinetic Letters®

Capitals – Lines with curves group



Down-bump.



-pen off-

Push over.

Pull in (to Skip's branch).

Slide down.

Practise the letter on the lines below, starting alongside the tree.



The full set of letter cards is available as a pack of playing cards.


Details and downloadable instructions for games on www.kineticletters.com.

This sheet may be copied by the School for the sole purpose of sending to parents/guardians/carers of pupils in the School.

© Kinetic Letters 2016


Kinetic Letters®

Capitals – Lines with curves group



Down and
Pull back (along the ground).
-pen off-
Push a top line across.

Practise the letter on the lines below, starting alongside the tree.




The full set of letter cards is available as a pack of playing cards.
Details and downloadable instructions for games on www.kineticletters.com.
This sheet may be copied by the School for the sole purpose of sending to parents/guardians/carers of pupils in the School.

© Kinetic Letters 2016

Kinetic Letters®

Capitals – Lines with curves group




Down.

Push (along the ground).

Push up.

Practise the letter on the lines below, starting alongside the tree.




The full set of letter cards is available as a pack of playing cards.
Details and downloadable instructions for games on www.kineticletters.com.
This sheet may be copied by the School for the sole purpose of sending to parents/guardians/carers of pupils in the School.

© Kinetic Letters 2016

Kinetic Letters®

Capitals – Sliding lines group



Down-bump.

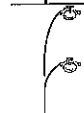
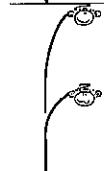
-pen off-

Slide down (to Skip's branch).

Slide up.

Down-bump.

Practise the letter on the lines below, starting alongside the tree.




The full set of letter cards is available as a pack of playing cards.
Details and downloadable instructions for games on www.kineticletters.com.
This sheet may be copied by the School for the sole purpose of sending to parents/guardians/carers of pupils in the School.

© Kinetic Letters 2016


Kinetic Letters®

Capitals – Sliding lines group



Down-bump.
-pen off-
Slide down,
Up.

Practise the letter on the lines below, starting alongside the tree.




The full set of letter cards is available as a pack of playing cards.
Details and downloadable instructions for games on www.kineticletters.com.
This sheet may be copied by the School for the sole purpose of sending to parents/guardians/carers of pupils in the School.

© Kinetic Letters 2016

Kinetic Letters®

Capitals – Sliding lines group



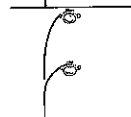
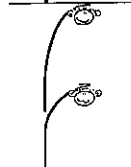
Slide down.

Slide up (to Skip's branch).

Slide down.

Slide up.


Practise the letter on the lines below, starting alongside the tree.



The full set of letter cards is available as a pack of playing cards.
Details and downloadable instructions for games on www.kineticletters.com.
This sheet may be copied by the School for the sole purpose of sending to parents/guardians/carers of pupils in the School.

© Kinetic Letters 2016

Capitals – Sliding lines group



Slide-down.


-pen off-

Slide-down.

-pen off-

Push a middle line across.

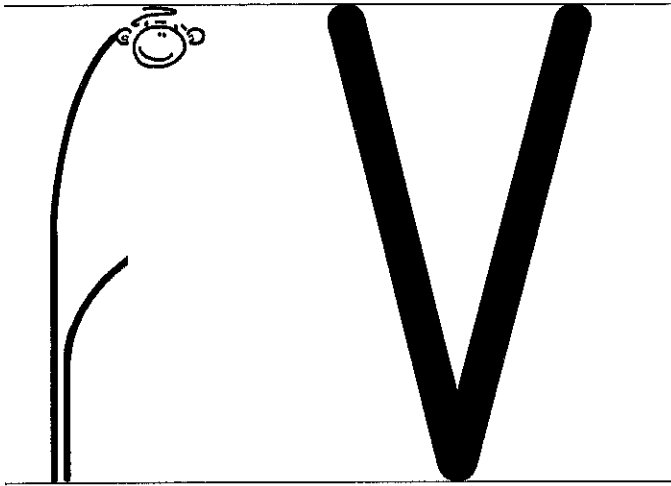
Practise the letter on the lines below, starting alongside the tree.



The full set of letter cards is available as a pack of playing cards.
Details and downloadable instructions for games on www.kineticletters.com.
This sheet may be copied by the School for the sole purpose of sending to parents/guardians/carers of pupils in the School.

Kinetic Letters®

Capitals – Sliding lines group



Slide down.
Slide up.

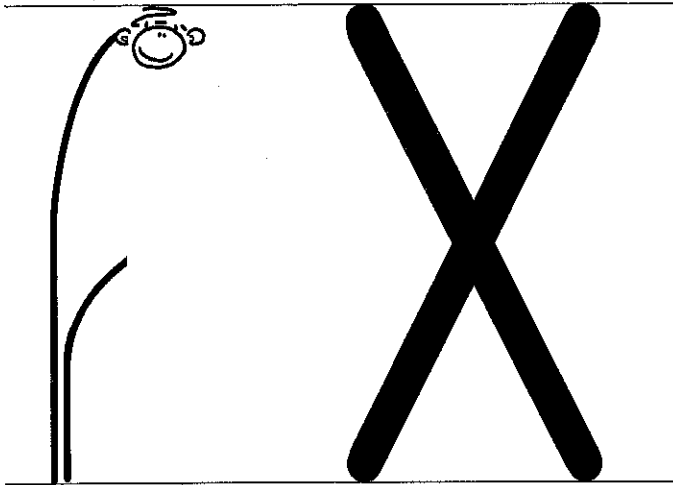
Practise the letter on the lines below, starting alongside the tree.

Three sets of horizontal lines for handwriting practice. Each set begins with a small tree icon on the left side, positioned between the top and bottom lines. The letter 'V' is not drawn on these lines, but the tree icon indicates the starting point for writing the letter.

The full set of letter cards is available as a pack of playing cards.
Details and downloadable instructions for games on www.kineticletters.com.
This sheet may be copied by the School for the sole purpose of sending to parents/guardians/carers of pupils in the School.

Kinetic Letters®

Capitals – Sliding lines group



Slide down.
-pen off-
Slide down.

Practise the letter on the lines below, starting alongside the tree.


Three sets of handwriting practice lines. Each set consists of two horizontal lines with a small tree illustration on the left side, identical to the one in the example above.

The full set of letter cards is available as a pack of playing cards.
Details and downloadable instructions for games on www.kineticletters.com.
This sheet may be copied by the School for the sole purpose of sending to parents/guardians/carers of pupils in the School.

© Kinetic Letters 2016


Kinetic Letters®

Capitals – Sliding lines group



Push a top line across.
Slide down.
Push a line (along the ground).

Practise the letter on the lines below, starting alongside the tree.




The full set of letter cards is available as a pack of playing cards.
Details and downloadable instructions for games on www.kineticletters.com.
This sheet may be copied by the School for the sole purpose of sending to parents/guardians/carers of pupils in the School.

© Kinetic Letters 2016

Kinetic Letters®

Capitals – Sliding lines group



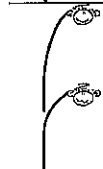
Down-bump.

-pen off-

Slide in (to Skip's branch).

Slide out.

Practise the letter on the lines below, starting alongside the tree.




The full set of letter cards is available as a pack of playing cards.
Details and downloadable instructions for games on www.kineticletters.com.
This sheet may be copied by the School for the sole purpose of sending to parents/guardians/carers of pupils in the School.

© Kinetic Letters 2016


Kinetic Letters®

Capitals – Sliding lines group



Slide down (to Skip's branch).
Slide up.
-pen off-
Down-bump.

Practise the letter on the lines below, starting alongside the tree.



The full set of letter cards is available as a pack of playing cards.
Details and downloadable instructions for games on www.kineticletters.com.
This sheet may be copied by the School for the sole purpose of sending to parents/guardians/carers of pupils in the School.

© Kinetic Letters 2016