


Kinetic Letters®


Fisher Family

y j f g



Down,
Push (along the ground).
Up.
Down, on-down and
Pull around (to catch the fish).

*Practise the letter on the lines
below, starting alongside the tree.*



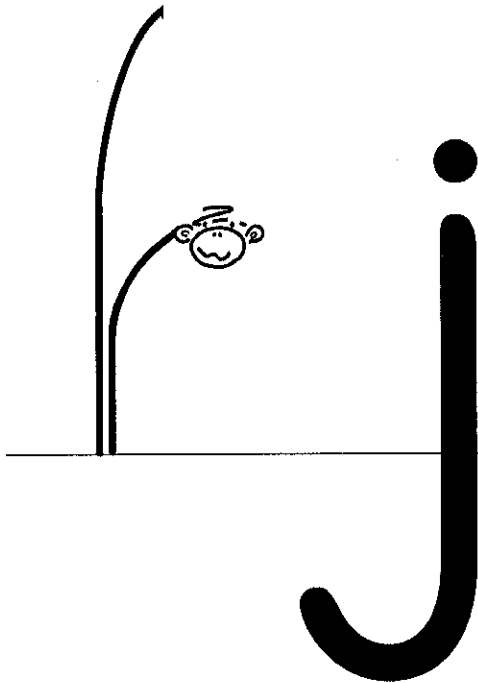
The full set of letter cards is available as a pack of playing cards.
Details and downloadable instructions for games on www.kineticletters.com.
This sheet may be copied by the School for the sole purpose of sending to
parents/guardians/carers of pupils in the School.

© Kinetic Letters 2016

Kinetic Letters®


Fisher Family

y j f g



Down, on-down and
Pull around (to catch the fish).
-pen off-
Put on a dot.

*Practise the letter on the lines
below, starting alongside the tree.*




The full set of letter cards is available as a pack of playing cards.
Details and downloadable instructions for games on www.kineticletters.com.
This sheet may be copied by the School for the sole purpose of sending to
parents/guardians/carers of pupils in the School.

© Kinetic Letters 2016

Kinetic Letters®

Fisher Family

y j f g



Pull around.


Down, on-down and

Pull around (to catch the fish).

-pen off-

Push a line across.

Practise the letter on the lines below, starting alongside the tree.




The full set of letter cards is available as a pack of playing cards.
Details and downloadable instructions for games on www.kineticletters.com.
This sheet may be copied by the School for the sole purpose of sending to parents/guardians/carers of pupils in the School.

Kinetic Letters®

Fisher Family

y j f g



Pull around and
Push (along the ground).

abracadabra

Up
Down, on-down and
Pull around (to catch the fish).

*Practise the letter on the lines
below, starting alongside the tree.*

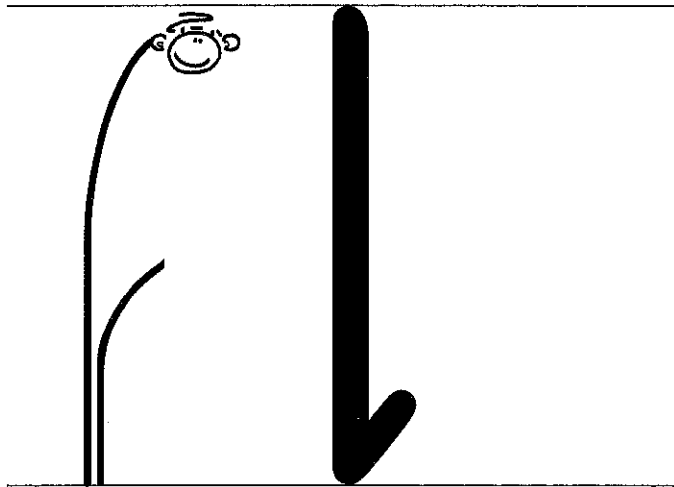
Three sets of handwriting practice lines. Each set consists of three horizontal lines. On the left side of each set, there is a small illustration of a tree with a smiling face, used as a starting point for writing the letter 'g'.

The full set of letter cards is available as a pack of playing cards.
Details and downloadable instructions for games on www.kineticletters.com.
This sheet may be copied by the School for the sole purpose of sending to
parents/guardians/carers of pupils in the School.

Kinetic Letters®

Window Cleaner family

l t i u



Down-bump,
Flick (the water off).

Practise the letter on the lines below, starting alongside the tree.

Four sets of horizontal lines for practicing the letter 'l'. Each set begins with a small tree-like character on the left side of the top line, which serves as a starting point for the letter. The lines are spaced evenly down the page.

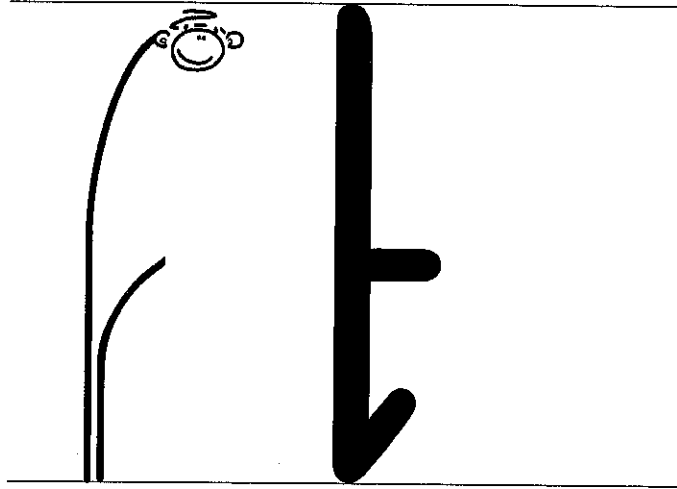
The full set of letter cards is available as a pack of playing cards.
Details and downloadable instructions for games on www.kineticletters.com.
This sheet may be copied by the School for the sole purpose of sending to parents/guardians/carers of pupils in the School.

© Kinetic Letters 2016

Kinetic Letters®


Window Cleaner family

l t i u



Down-bump,
Flick (the water off).
-pen off-
Push a line across.

Practise the letter on the lines below, starting alongside the tree.




The full set of letter cards is available as a pack of playing cards.
Details and downloadable instructions for games on www.kineticletters.com.
This sheet may be copied by the School for the sole purpose of sending to parents/guardians/carers of pupils in the School.

© Kinetic Letters 2016

Kinetic Letters®

Window Cleaner family

l t i u



Down-bump,
Flick (the water off).
-pen off-
Put on a dot.

Practise the letter on the lines below, starting alongside the tree.


Three sets of handwriting practice lines. Each set consists of a top line, a middle line, and a bottom line. On the left side of each set, there is a small illustration of a tree branch with a smiling face, intended to serve as a starting point for writing the letter 'i'.

The full set of letter cards is available as a pack of playing cards.
Details and downloadable instructions for games on www.kineticletters.com.
This sheet may be copied by the School for the sole purpose of sending to parents/guardians/carers of pupils in the School.

Kinetic Letters®

Window Cleaner family

l t i u



Down.
Push (along the ground).
Up, Down-bump.
Flick (the water off).

Practise the letter on the lines below, starting alongside the tree.

Handwriting practice lines. Each line starts with a small tree icon on the left. There are four lines for practice, followed by two blank lines at the bottom of the page.

The full set of letter cards is available as a pack of playing cards.
Details and downloadable instructions for games on www.kineticletters.com.
This sheet may be copied by the School for the sole purpose of sending to parents/guardians/carers of pupils in the School.

© Kinetic Letters 2016