


Kinetic Letters®

Special Squirter e



Push across.
Up
Pull around
And Push

Practise the letter on the lines below, starting alongside the tree.

Three sets of handwriting practice lines. Each set begins with a small tree trunk and squirrel character on the left side of the top line, intended as a starting point for writing the letter 'e'.

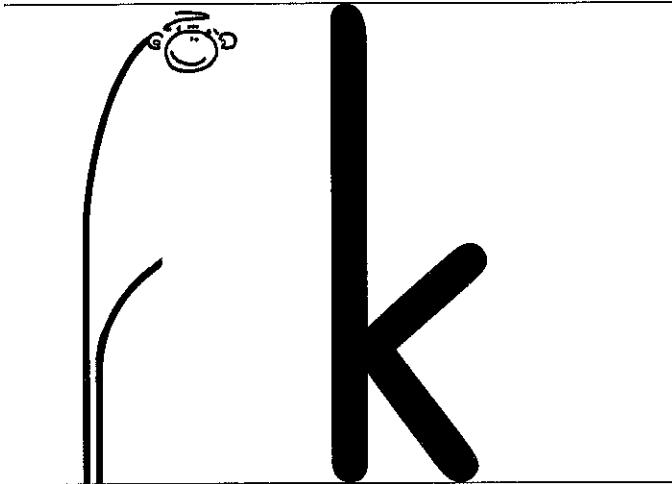
The full set of letter cards is available as a pack of playing cards.
Details and downloadable instructions for games on www.kineticletters.com.
This sheet may be copied by the School for the sole purpose of sending to parents/guardians/carers of pupils in the School.

© Kinetic Letters 2016

Kinetic Letters®


Slider Family

k v w x z



Down-bump,
-pen off-
Slide in.
Slide out.

Practise the letter on the lines below, starting alongside the tree.



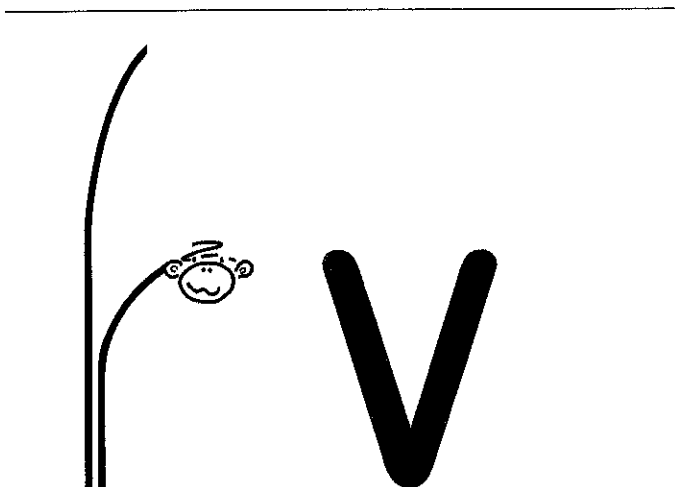
The full set of letter cards is available as a pack of playing cards.
Details and downloadable instructions for games on www.kineticletters.com.
This sheet may be copied by the School for the sole purpose of sending to parents/guardians/carers of pupils in the School.

© Kinetic Letters 2016

Kinetic Letters®


Slider Family

k v w x z



Slide down.
Slide up.

Practise the letter on the lines below, starting alongside the tree.




The full set of letter cards is available as a pack of playing cards.
Details and downloadable instructions for games on www.kineticletters.com.
This sheet may be copied by the School for the sole purpose of sending to parents/guardians/carers of pupils in the School.

© Kinetic Letters 2016

Kinetic Letters®

Slider Family

k v w x z



Slide down.
Slide up.
Slide down.
Slide up.

Practise the letter on the lines below, starting alongside the tree.

Three sets of horizontal lines for practicing the letter 'w'. Each set starts with a small tree illustration on the left side, and the lines extend to the right. The first set is the tallest, the second is medium height, and the third is the shortest.


The full set of letter cards is available as a pack of playing cards.
Details and downloadable instructions for games on www.kineticletters.com.
This sheet may be copied by the School for the sole purpose of sending to parents/guardians/carers of pupils in the School.

© Kinetic Letters 2016

Kinetic Letters®

Slider Family

k v w x z



Slide down.
-pen off-
Slide down.

Practise the letter on the lines below, starting alongside the tree.

Three sets of handwriting practice lines. Each set consists of a top line, a middle line, and a bottom line. On the left side of each set, there is a small illustration of a tree trunk with a character on a branch, serving as a starting point for writing the letter 'X'.


The full set of letter cards is available as a pack of playing cards.
Details and downloadable instructions for games on www.kineticletters.com.
This sheet may be copied by the School for the sole purpose of sending to parents/guardians/carers of pupils in the School.

© Kinetic Letters 2016

Kinetic Letters®

Slider Family

k v w x z



Push across.
Slide down.
Push across.

Practise the letter on the lines below, starting alongside the tree.

Three sets of handwriting practice lines. Each set consists of a top line, a middle line, and a bottom line. On the left side of each set, there is a small cartoon tree with a smiling face at the top, intended to serve as a starting point for writing the letter 'z'.

The full set of letter cards is available as a pack of playing cards.
Details and downloadable instructions for games on www.kineticletters.com.
This sheet may be copied by the School for the sole purpose of sending to parents/guardians/carers of pupils in the School.

© Kinetic Letters 2016