

Interpreting data from scaled pictograms and block diagrams

Mathematics

Miss Mitchell



Question 1

How many people want to travel to Mercury?

What planet would my teacher prefer to visit?

How many people would want to go to Mars and Mercury?

Which planet is the least popular?

What time of year will each person visit a planet?

What is the total number of people asked?

How many people would want to go to Venus and Saturn?
















How many people want to travel to the Moon?

What is the difference between the most popular and least popular planet?

How many more people want to go to Saturn than Neptune?

How many of the planets do aliens live on?

How many people chose Earth and Uranus?

| | |
|---|---|
|  Mercury |  |
|  Venus |  |
|  Earth |  |
|  Mars |  |
|  Jupiter | |
|  Saturn |  |
|  Uranus |  |
|  Neptune |  |

